

SUBJECT: IMPROVED ENGINE AIR INTAKE COVER

To all Customers, Operators and Service Centers:

Date: Feb 14/24

Effectivity: All PC-12 Series Aircraft

To reduce the possibility that the engine air intake cover may be accidentally left in position when not needed, Pilatus have introduced an improvement to the engine air intake cover. A belt has been added between the engine air intake cover and the right exhaust stub cover, ensuring that the inlet cover is removed when needed.

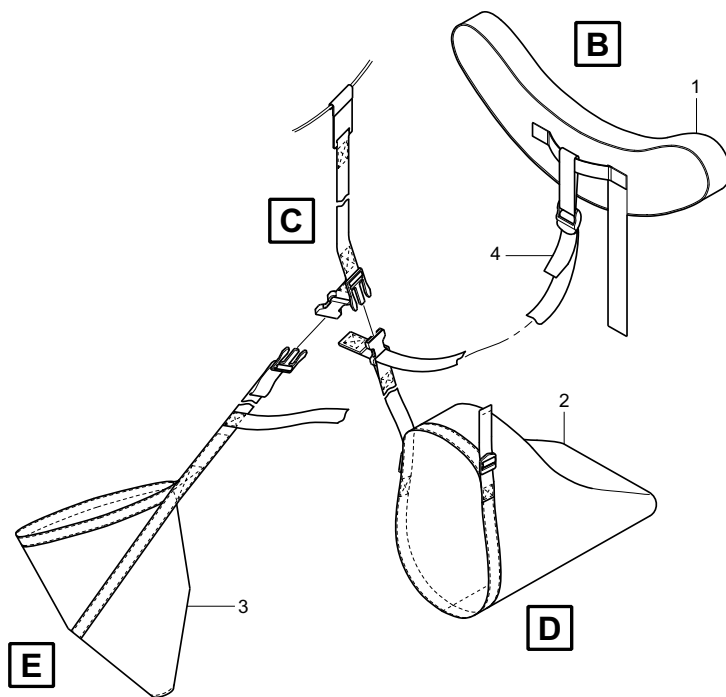
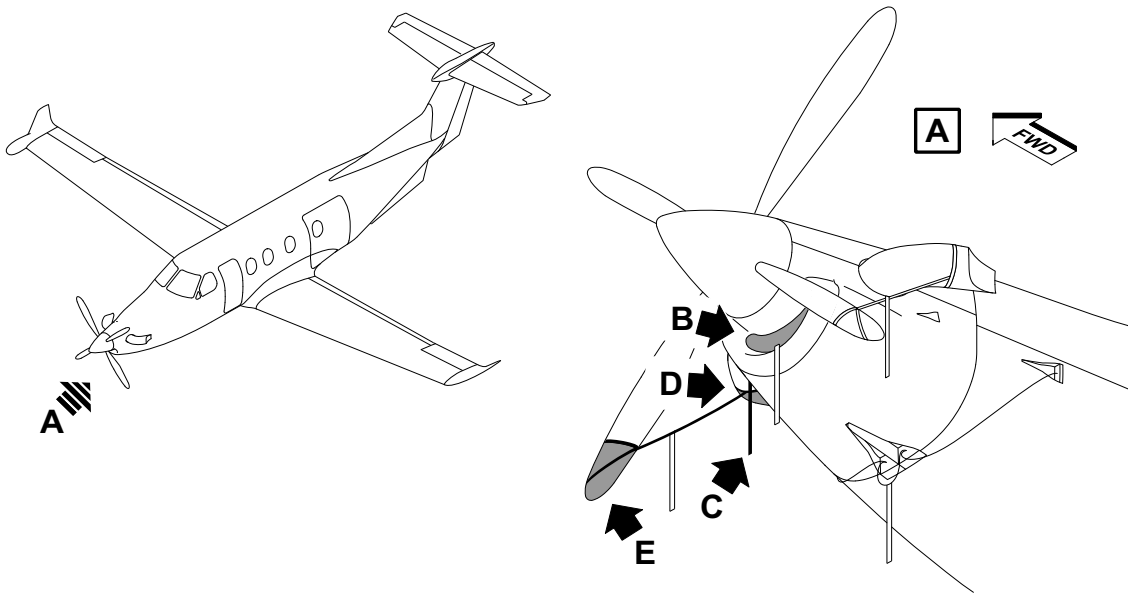
Pilatus strongly recommend to install the new belt to all existing engine air intake covers.
For the belt P/N, refer to IPD 12-A-10-10-00-010-941A-A or 12-B-10-10-00-010-941A-A.
For the installation of the new belt, refer to:

- **MSN 101 - 888** - AMM 12-A-10-10-00-00A-901A-A, 12-A-10-10-00-01A-920A-A
- **MSN 1001 - 1719, 1721 - 1944** - AMM 12-B-10-10-00-00A-901A-A, 12-B-10-10-00-00A-901B-A, 12-B-10-10-00-01A-920A-A
- **MSN 1720, 2001 and Up** - AMM 12-C-10-10-00-00A-901A-A, 12-B-10-10-00-01A-920A-A.

The new belt will be included in both versions of the existing park assembly equipment kit:

- For aircraft with a four-bladed propeller, see Figure 1
- For aircraft with a five-bladed propeller, see Figure 2.

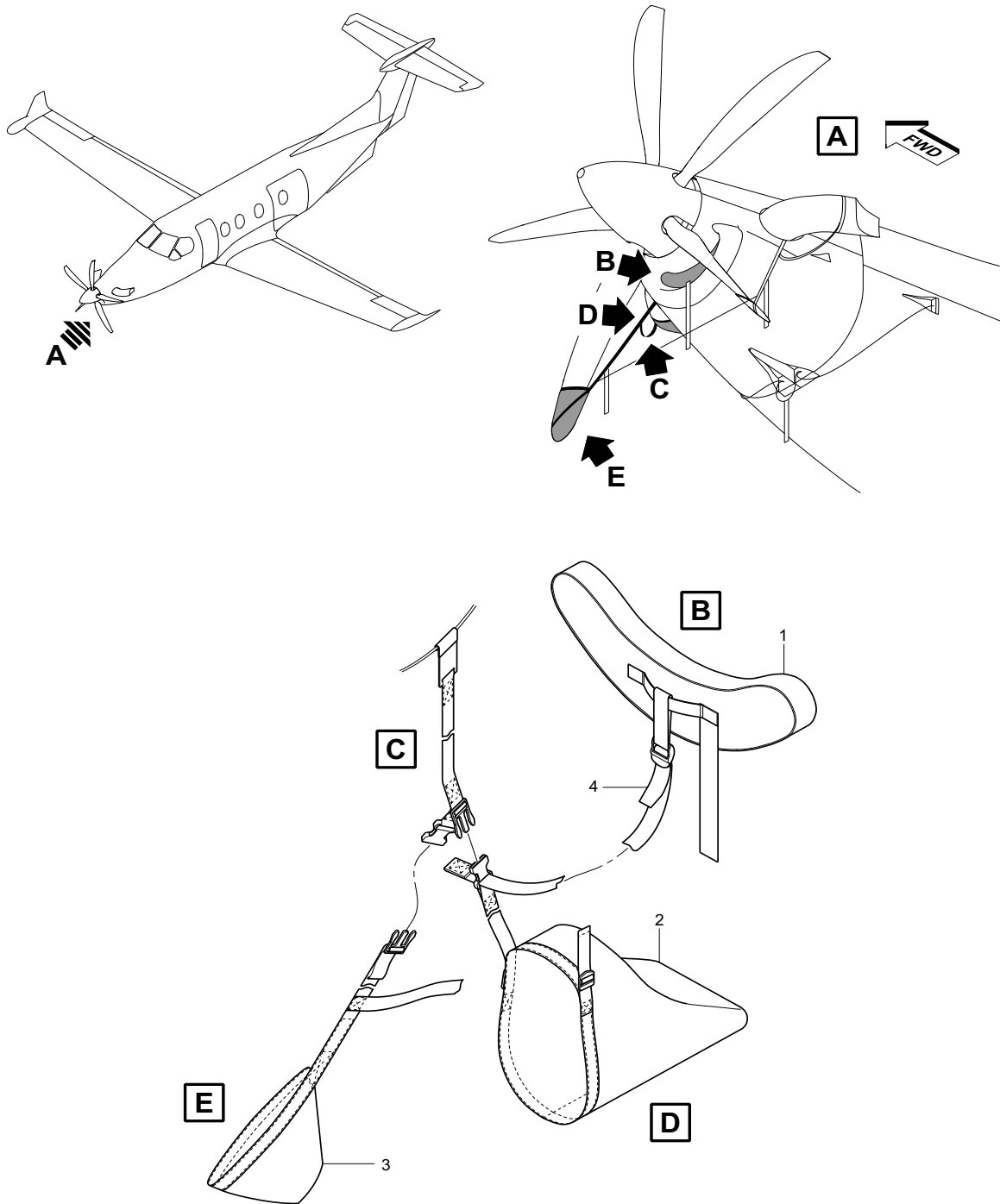
Operators that require additional information should contact their authorized Pilatus Service Center, or Pilatus Customer Support on www.pilatus-aircraft.com → contact us



12-A-101000-A-S4080-05345-A-01-1

Figure 1 - Four-Bladed Propeller

- 1 Engine air intake cover
- 2 Right exhaust duct cover
- 3 Propeller blade sleeve
- 4 Belt



12-B-101000-A-S4080-05346-A-01-1

Figure 2 - Five-Bladed Propeller

- 1 Engine air intake cover
- 2 Right exhaust duct cover
- 3 Propeller blade sleeve
- 4 Belt

INTENTIONALLY BLANK