

SERVICE LETTER

SUBJECT: FLAP MAINTENANCE ADAPTER CABLE

To all Customers and Operators:

Date: Jun 18/01

This Service Letter is issued to draw attention to the following vendor information:

PILATUS Technical Memorandum (TM) - EC-12-TM-1196 (FCWU F329 Failures During Testing)

TM. EC-12-TM-1196 highlights the problems encountered when the Flap Maintenance Adapter Cable (P/N No. 513.27.12.062) is used during flap test procedures on Pre-series 9, PC-12/45 aircraft. The TM. also gives the data and instructions necessary to modify the cable.

Pilatus recommends the modification of the Flap Maintenance Adapter Cable because, when used, the FLAP RESET switch on the maintenance box will not function correctly.

Operators requiring further information on this subject, please contact one of the addresses given below:

PILATUS AIRCRAFT LTD.,
CUSTOMER LIAISON MANAGER,
CH-6371 STANS,
SWITZERLAND.

General Aviation
Tel : + 41 41 619 6319)
Fax: + 41 41 619 6224
eMail: pilga@pilatus-aircraft.com
Government
Tel: + 41 41 619 6509
Fax: + 41 41 619 6224
eMail: rpaterson@pilatus-aircraft.com

PILATUS BUSINESS AIRCRAFT LTD.,
PRODUCT SUPPORT DEPARTMENT,
11755 AIRPORT WAY,
BROOMFIELD, CO 80021.
USA

Tel : 303 465 9099
Fax: 303 465 6040
eMail: Productsupport@PilBal.com

PILATUS AUSTRALIA (Pty.) LTD.,
PO BOX 732,
MARLESTON SA 5033,
AUSTRALIA

Tel : (08) 8234 4433
Fax: (08) 8234 4499
Free Call: 1800 445 007
eMail: info@pilatus.com.au


Attachments:

- TM EC-12-TM-1196
- Wiring Diagram 527.59.12.043 - Index A
- Wiring Diagram 527.59.12.043 - Index B

≡PILATUS≡
PC12
SERVICE LETTER

INTENTIONALLY BLANK

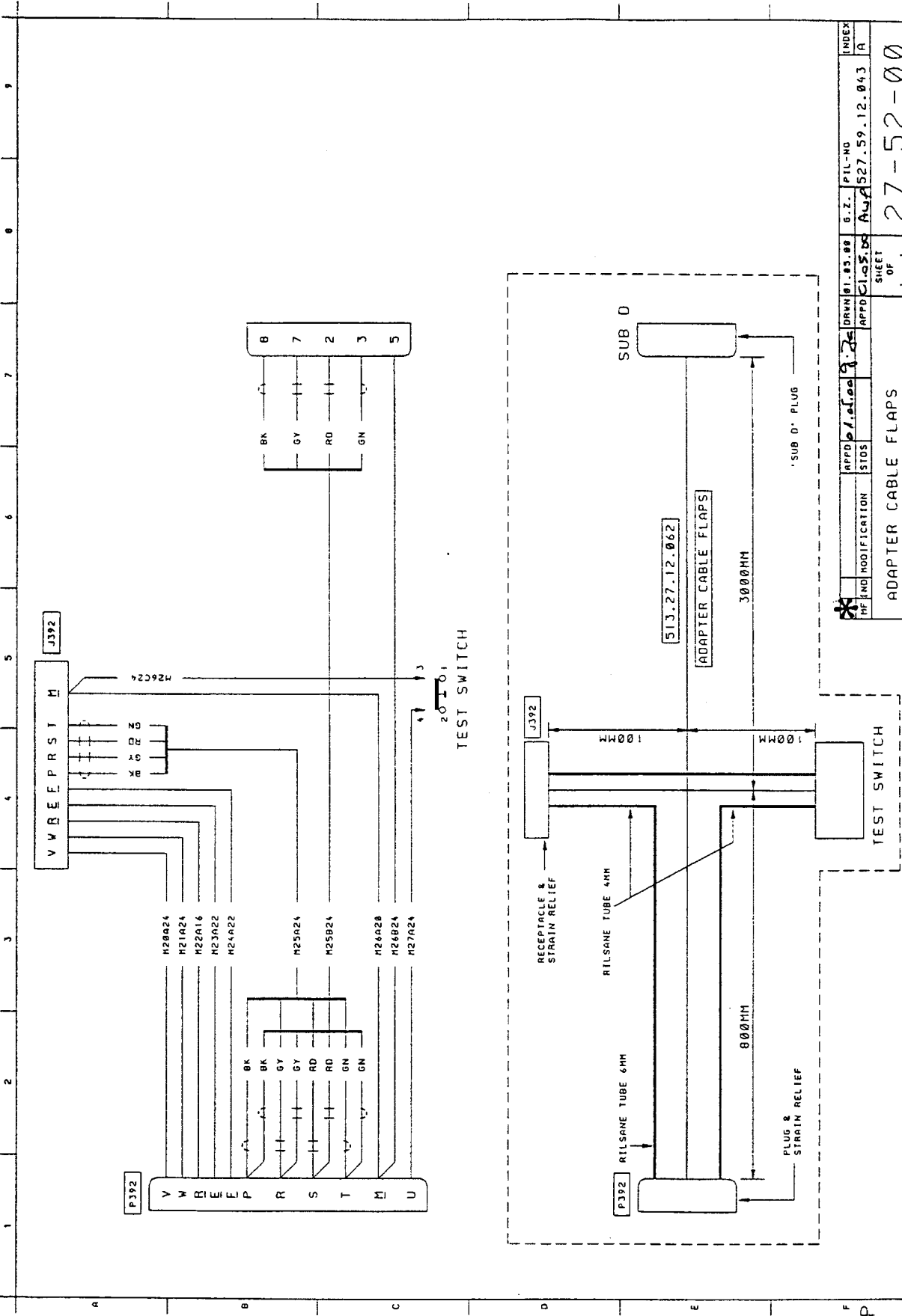

PC12
SERVICE LETTER

	<p align="center">MEMORANDUM TM</p>	<p align="center">EC-12-TM-1196</p>
PILATUS AIRCRAFT LTD STANS SWITZERLAND	<p align="center">M. Smith / ECA / Tel: 288</p>	<p align="center">24--12--00</p>
Subject: FCWU F329 FAILURES DURING TESTING		
<p><u>PROBLEM</u></p> <p>During the embodiment of SB27-008 and/or SB27-012, multiple F329 failure codes are being recorded on the Personal Computer (PC) monitor. The failure occurs when performing AMM 27-50-00 CONFIG 2 Section 3 - Flap System Set Procedure, Section 4 - Asymmetry Monitor Test or Section 5 Flap Twist Monitor Test. The failure results in the inability to Reset the flap system using the FLAP RESET SWITCH on the Maintenance Box.</p> <p><u>CAUSE</u></p> <p>The cause of this failure has been traced to a stray supply voltage generated by the PC entering the FCWU on the RS232 interface via the Maintenance Panel connector J392.</p> <p>This voltage appears on the RTS signal line and, because of coupling within the FCWU, interferes with the internal 5V power rail, preventing consistent power up resets.</p> <p>The problem occurs only on aircraft pre 9th Series as the 9th series aircraft have a different wiring configuration.</p> <p><u>SOLUTION</u></p> <p>As the FCWU / PC RS232 link is an asynchronous monitor, the RTS and CTS hardware handshake protocol is not used. Therefore these signal lines can be disconnected on the maintenance harness.</p> <p>As this is not an aircraft operational failure, it is necessary to modify the test equipment as follows:</p> <p>On APADTOR CABLE FLAPS (test cable harness) drawing number 527.59.12.043, disconnect wires M25B24 BK and M25B24 GY at connector P392 (Maintenance Panel Connector end).</p> <p>Refer to attached diagrams for details (Index A before; Index B after).</p>		
TO:		
CC:		
Dept. / Signature:	M. Smith / ECA <i>Mark Still</i>	L. Price / ECA <i>[Signature]</i>
Date:	22/12/00	02/12/22

PILATUS PC12 SERVICE LETTER

WIRING MANUAL

PILATUS

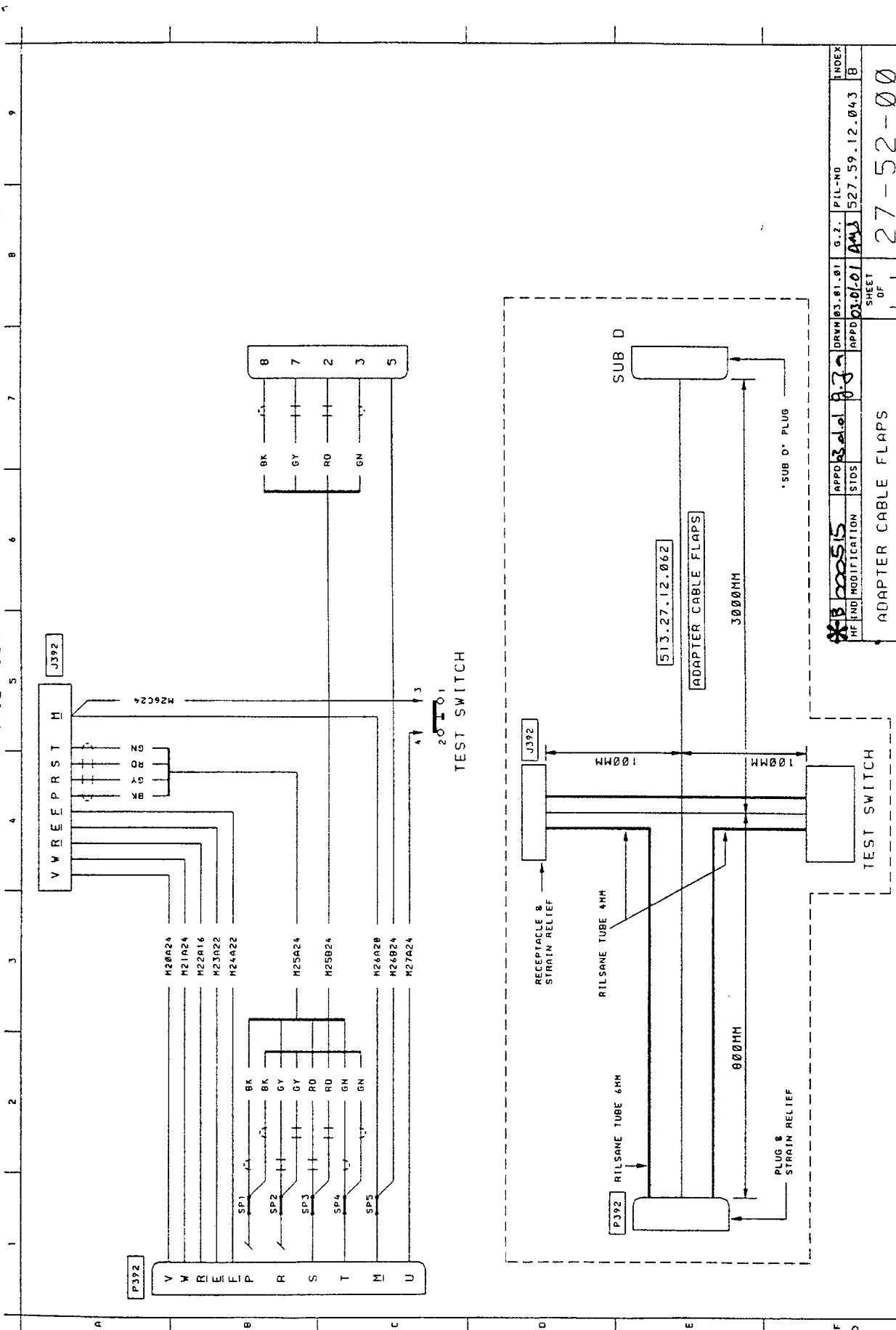


DRWN	01.03.09	G.Z.	PIL-MO	INDEX
APPD	01.03.09	APPD	01.03.09	APPD
DATE	01.03.09	DATE	01.03.09	DATE
SHEET 1 OF 1				27-52-00
ADAPTER CABLE FLAPS				

PILATUS PC12 SERVICE LETTER

WIRING MANUAL

PILATUS



INDEX	B
PIL-NO	527.59.12.043
G.2.	APPD 01.01.01
DRVM 03.01	APPD 01.01.01
MODIFICATION	STDS
SHEET	27-52-00
OF	

